

The right way to attach almost anything to metal roofs!

# S-5!®

## The Right Way!

### CorruBrackeT

CorruBracket 500t™ is designed specifically for the Australian, Asian, and African markets and is compatible with 16–18 mm corrugated roofing profiles. CorruBracket 500t is affixed to the crest of the corrugation, leaving the drainage plane free of holes to protect against leaks. For medium-duty applications, the bracket can be attached directly to the sheeting, accommodating ancillary attachment anywhere along the corrugation. For heavy-duty applications, the bracket can be fixed into the underlying substrate for additional support without crushing the corrugation.

Having no messy sealants to apply, CorruBracket 500t comes with a factory-applied EPDM rubber gasket seal already on the base, and the S-5!® patented reservoir conceals the EPDM from UV exposure, preventing UV degradation.


Installation is simple! CorruBracket 500t is mounted directly into the crest of the corrugation, straddling the valley. No surface preparation is necessary; simply wipe away excess oil and debris, align, and apply. Secure directly into the crest of the corrugation by driving the appropriate screws into the six pre-punched holes, or pre-drilling the proper sized hole through the six pre-punched holes and riveting.

### CorruBracket 500t™ Mini

The CorruBracket 500t Mini is a bit shorter than its standard counterpart and has two pre-punched holes in its base rather than six. The mini is the choice for attaching all kinds of rooftop accessories: signs, walkways, satellite dishes, antennas, rooftop lighting, lightning protection systems, solar arrays, exhaust stack bracing, conduit, condensate lines, mechanical equipment—just about anything!\*

\*S-5! mini brackets are not compatible with, and should not be used with, S-5! SnoRail™/SnoFence™ or ColorGard® snow retention systems.

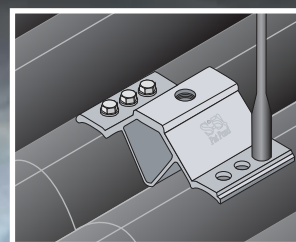
1



2



3



CorruBracket 500t™ (and Mini)



**S-5!® CorruBracket 500t™ is the right way to attach almost anything to 16–18mm corrugated roofing, including PV via rail or DirectAttached™ methods.**

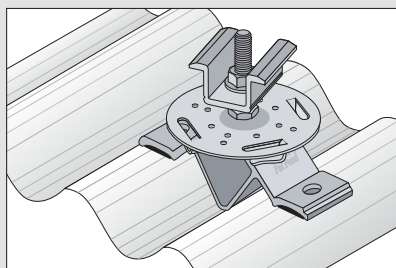
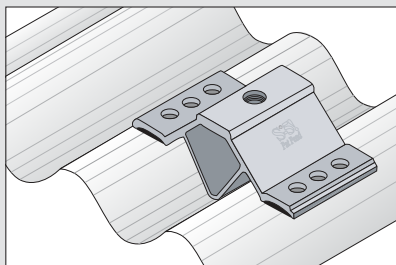
TopFix CorruBracket 500t™ can be used for almost any attachment need on 16–18 mm corrugated metal roofing.

The **CorruBracket 500t™** and **CorruBracket 500t™ Mini** each come with factory-applied EPDM rubber gaskets on the base. A structural aluminum attachment bracket, CorruBracket 500t is compatible with most common metal roofing materials. For design assistance, ask your distributor, or visit [www.S-5.com](http://www.S-5.com) for the independent lab test data that can be used for load-critical designs and applications. Also, please visit our website for more information including CAD details, metallurgical compatibilities, and specifications. S-5!® holding strength is unmatched in the industry.

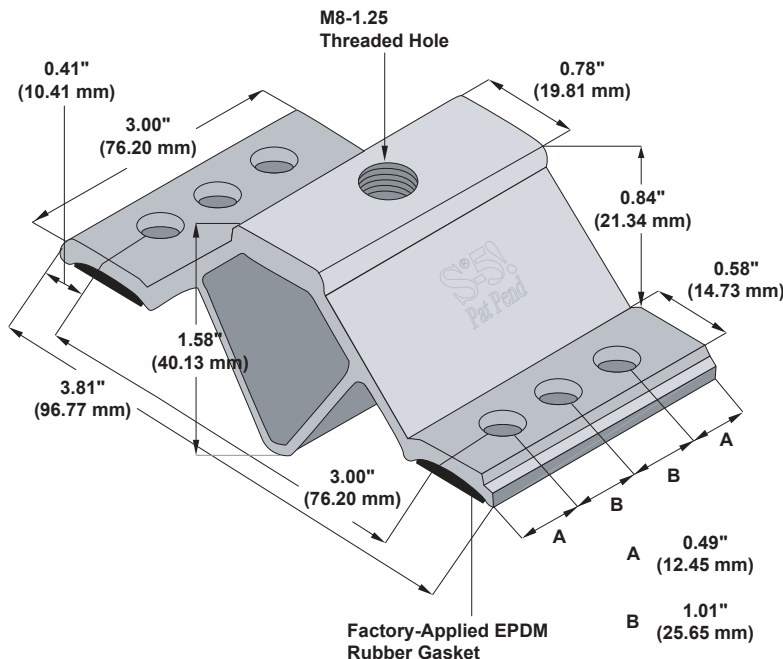
## Example Profile



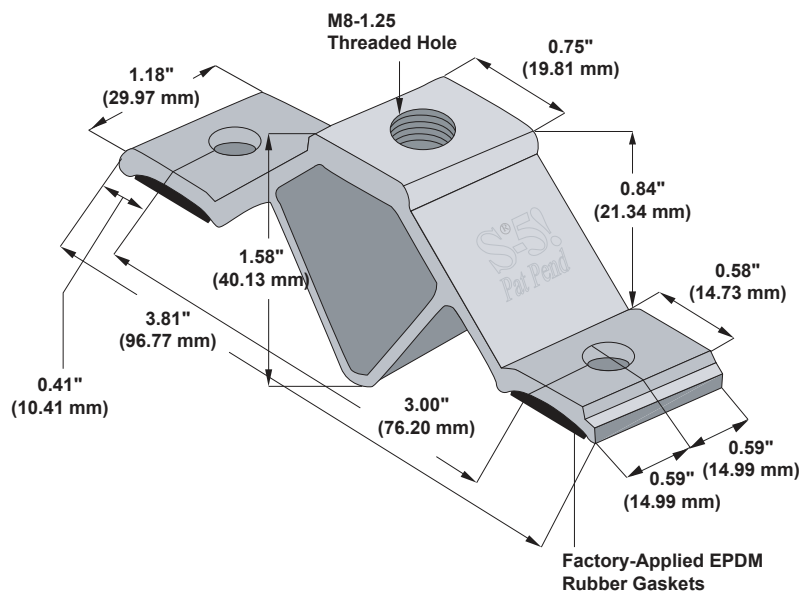
## Example Applications



## CorruBracket 500t™



## CorruBracket 500t™ Mini



Please note: All measurements are rounded to the second decimal place. Contact your distributor for information about hardware requirements.

### S-5!® Warning! Please use this product responsibly!

Products are protected by multiple U.S. and foreign patents. For published data regarding holding strength, bolt torque, patents, and trademarks, visit the S-5!

Copyright 2015, Metal Roof Innovations, Ltd. S-5! products are patent protected. S-5! aggressively protects its patents, trademarks, and copyrights. Version 121417.