

Three Reasons to Choose the FXR/VFXR Inverter/Charger Series from OutBack Power:

1. ENGINEERED FOR RELIABILITY

- **Extensive quality and reliability** testing, including Highly Accelerated Life Testing (HALT)
- Available in sealed or vented units with die-cast aluminum chassis
- Designed to operate in the harshest environmental conditions such as high temperatures, humidity or corrosive salt air
- 15 years of experience manufacturing and improving products for fault-intolerant, mission-critical applications
- Standard 5 year warranty (extended 10 year warranty available)

2. DESIGNED FOR FLEXIBILITY

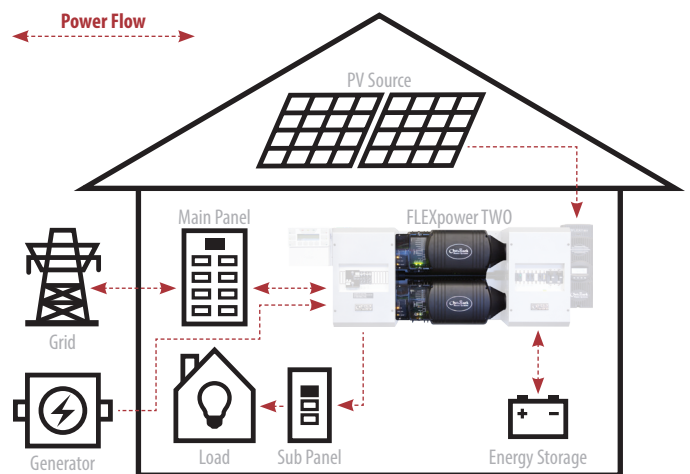
- **Modular, stackable:** up to nine units can be combined for three-phase operation and ten in parallel, single-phase operation
- Seven different programmable operational modes, with generator assist
- Advanced Battery Charging (ABC) programmability accommodates traditional and advanced chemistry batteries
- GridZero operating mode minimizes grid dependence in areas where incentives are changing and utility sell-back is limited
- Sinewave output in 12V, 24V or 48V versions with a typical operating efficiency up to 93%
- **Sealed Models:** 2000VA, 2500VA or 3000VA
Vented Models: 2800VA, 3500VA or 3600VA

3. EASY-TO-INSTALL AND MAINTAIN

- **System configuration is quick** with smart programming wizards
- Integrates both grid and generator with dual inputs
- Complete balance-of-system components available
- Field-serviceable modular design and global technical support
- Monitor, command and control from any internet-connected device with OPTICS RE



OutBack FLEXpower TWO Typical System Integration (w/ 2 FXR/VFXR Inverter/Chargers):



OUTBACK POWER — MASTERS OF THE OFF-GRID. FIRST CHOICE FOR THE NEW GRID.



MAKE THE POWER

- FLEXpower Integrated Systems
- Inverter/Chargers & Charge Controllers



STORE THE ENERGY

- EnergyCell RE, GH, NC and OPzV Batteries
- Battery Enclosures and Racking

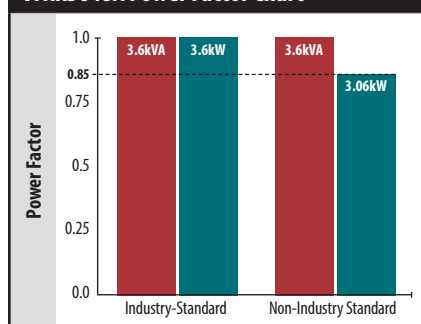


MANAGE THE SYSTEM

- OPTICS RE System Monitoring and Control
- MATE3 System Display and Communications

Models:	Sealed			Vented		
	FXR2012A	FXR2524A	FXR3048A	VFXR2812A	VFXR3524A	VFXR3648A
Instantaneous Power (100ms)	4800VA	6000VA	6000VA	4800VA	6000VA	6000VA
Surge Power (5 sec)	4500VA	5400VA	5400VA	4500VA	5400VA	5400VA
Peak Power (30 min)	2500VA	3200VA	3200VA	3200VA	4000VA	4000VA
Continuous Power Rating (@ 25°C)	2000VA	2500VA	3000VA	2800VA	3500VA	3600VA
Nominal DC Input Voltage	12VDC	24VDC	48VDC	12VDC	24VDC	48VDC
AC Output Voltage (selectable)	120VAC (100-130VAC)	120VAC (100-130VAC)	120VAC (100-130VAC)	120VAC (100-130VAC)	120VAC (100-130VAC)	120VAC (100-130VAC)
AC Output Frequency (selectable)	60Hz (50Hz)	60Hz (50Hz)	60Hz (50Hz)	60Hz (50Hz)	60Hz (50Hz)	60Hz (50Hz)
Continuous AC Output Current (@ 25°C)	16.7AAC	20.8AAC	25AAC	23.3AAC	29.2AAC	30AAC
Idle Power	Full: ~34W Search: ~9W Off: ~3W			Full: ~34W Search: ~9W Off: ~3W		
Typical Efficiency	90%	92%	93%	90%	92%	93%
CEC Weighted Efficiency	Not applicable	Not applicable	91%	Not applicable	90.5%	91%
Total Harmonic Distortion	Typical: <2% Maximum: <5%			Typical: <2% Maximum: <5%		
Output Voltage Regulation	±2.5%	±2.5%	±2.5%	±2.5%	±2.5%	±2.5%
AC Input Voltage Range (MATE3 Adjustable)	85 to 140VAC	85 to 140VAC	85 to 140VAC	85 to 140VAC	85 to 140VAC	85 to 140VAC
AC Input Frequency Range	54 to 66Hz (45 to 55Hz)	54 to 66Hz (45 to 55Hz)	54 to 66Hz (45 to 55Hz)	54 to 66Hz (45 to 55Hz)	54 to 66Hz (45 to 55Hz)	54 to 66Hz (45 to 55Hz)
Grid-Interactive Voltage Range	—	106 to 132VAC	106 to 132VAC	—	106 to 132VAC	106 to 132VAC
Grid-Interactive Frequency Range	—	59.3 to 60.5Hz	59.3 to 60.5Hz	—	59.3 to 60.5Hz	59.3 to 60.5Hz
Maximum AC Input Current	60AAC	60AAC	60AAC	60AAC	60AAC	60AAC
Continuous Battery Charge Output	100ADC	55ADC	35ADC	125ADC	82ADC	45ADC
Maximum Battery Charging	AC: 14AAC DC: 100ADC Power: 1360VA	AC: 14AAC DC: 55ADC Power: 1500VA	AC: 14AAC DC: 35ADC Power: 1900VA	AC: 18AAC DC: 125ADC Power: 1700VA	AC: 20AAC DC: 82ADC Power: 2230VA	AC: 60AAC DC: 45ADC Power: 2450VA
Advanced Battery Charging	Flooded, gel, AGM, lithium-ion and flow chemistry			Flooded, gel, AGM, lithium-ion and flow chemistry		
DC Input Voltage Range	10.5 to 17VDC	21 to 34VDC	42 to 68VDC	10.5 to 17VDC	21 to 34VDC	42 to 68VDC
Accessory Ports	Remote temperature sensor (included), MATE3 and HUB communications			Remote temperature sensor (included), MATE3 and HUB communications		
Warranty	Standard 5 year, extended 10 year available			Standard 5 year, extended 10 year available		
Weight (lb/kg)	Unit: 62 / 29 Shipping: 67 / 30			Unit: 61 / 28 Shipping: 67 / 30		
Dimensions H x W x L (in/cm)	Unit: 13 x 8.25 x 16.25 / 21.75 x 13 x 22 Shipping: 21.75 x 13 x 22 / 55 x 33 x 56			Unit: 13 x 8.25 x 16.25 / 21.75 x 13 x 22 Shipping: 21.75 x 13 x 22 / 55 x 33 x 56		
Temperature Range	Rated: -20 to 50°C Operating: -40 to 60°C Storage: -40 to 60°C			Rated: -20 to 50°C Operating: -40 to 60°C Storage: -40 to 60°C		
Relative Humidity Rating	93%	93%	93%	93%	93%	93%
Listings/Certifications	UL1741, CSA C22.2 No. 107.1, UL1778, Annex FF			UL1741, CSA C22.2 No. 107.1, UL1778, Annex FF		
RoHS Compliant	Yes	Yes	Yes	Yes	Yes	Yes

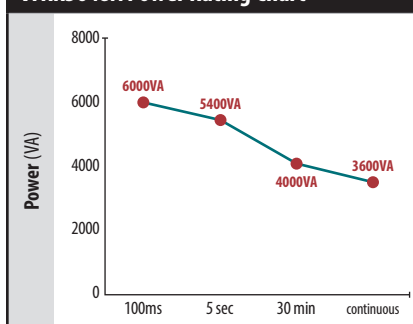
VFXR3648A Power Factor Chart



Power Rating Notes

Inverters that specify power in VA but do not use the unity standard Power Factor (PF) could have misleading power specifications. Volt-Amps (VA) is a total inverter output, while Watts (W) represent the power consumed by the electrical loads. PF, which varies by types of loads, is the ratio of W to VA, and the difference between the two is power in the circuit that does no useful work. At 1.0PF (unity), all power is used. This is the industry-standard used by OutBack Power.

VFXR3648A Power Rating Chart



Instantaneous Power Rating

Most stringent, massive load start **VFXR3648A: 6000VA**

Surge Power Rating

Less stringent load start **VFXR3648A: 5400VA**

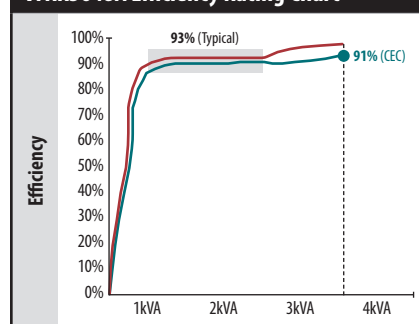
Peak Power Rating

Frequent "heavy duty" load requirements **VFXR3648A: 4000VA**

Continuous Power Rating

Sustained "real world" load requirements **VFXR3648A: 3600VA**

VFXR3648A Efficiency Rating Chart



INVERTING

SELLING

Typical Efficiency Rating

Real world efficiency with variable loads **VFXR3648A: 93%**

CEC Efficiency Rating

Most stringent US rating **VFXR3648A: 91%**