

Tangra™ S Black

N-Type High efficiency Bifacial Single Glass Module

TS-BBT54(430-450)



Bifacial technology allows for the harvesting of up to an additional 30% energy from the rear side of the module.



30 years lifespan brings 10-30% additional power generation comparing with conventional P-type module.



N-type solar cell has no LID naturally which can increase power generation.



Excellent low irradiance performance.



Enhanced light trapping and optimized current collection contribute to the improvement of both module power output and reliability.



Industry leading lowest thermal coefficient of power.



Design optimized for lower operating current, resulting in minimized hot spot loss and improved temperature coefficient.

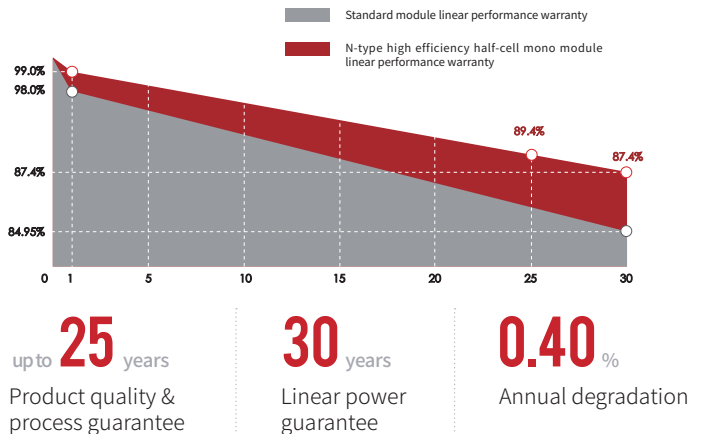


Certified to withstand: wind load (2400 Pa) and snow load (5400 Pa).



100% triple EL test enables remarkable reduction of module hidden crack rate.

LINEAR PERFORMANCE WARRANTY



COMPREHENSIVE CERTIFICATES



ISO 9001: Quality Management System


ISO 14001: Environmental Management System Standard

ISO 45001: International Occupational Health and Safety Assessment System Standard

* Different markets have different certification requirements. Also, the products are under rapid innovation. Please confirm the certification status with regional sales representatives.

RE INSURANCE

Warranty partner



* Optional performance warranty insurance. Please contact our local sales staff for more information.

ELECTRICAL CHARACTERISTICS

2×54 cells

Model of modules	TS-BBT54(430)		TS-BBT54(435)		TS-BBT54(440)		TS-BBT54(445)		TS-BBT54(450)	
	STC	NMOT	STC	NMOT	STC	NMOT	STC	NMOT	STC	NMOT
Peak power - P_{mp} (W)	430	320	435	324	440	328	445	332	450	336
Open circuit voltage - V_{oc} (V)	38.77	36.60	38.90	36.72	39.03	36.84	39.16	36.96	39.29	37.08
Short circuit current - I_{sc} (A)	13.57	10.96	13.65	11.03	13.73	11.09	13.81	11.15	13.89	11.21
MPP voltage - V_{mp} (V)	33.20	31.08	33.34	31.21	33.48	31.34	33.62	31.47	33.75	31.60
MPP current - I_{mp} (A)	12.95	10.31	13.05	10.38	13.15	10.46	13.25	10.54	13.34	10.62
Module efficiency - η_m (%)	22.0		22.3		22.5		22.8		23.0	

STC (Standard Testing Conditions): Irradiance 1000W/m², Cell Temperature 25 °C, Spectra at AM1.5

NMOT (Nominal Module Operating Temperature): Irradiance 800W/m², Ambient Temperature 20°C, Spectra at AM1.5, Wind at 1m/s

ELECTRICAL CHARACTERISTICS WITH DIFFERENT POWER BIN (REFERENCE TO 13.5% IRRADIANCE RATIO)

Peak power - P_{mp} (W)	476	482	488	494	499
Open circuit voltage - V_{oc} (V)	38.77	38.90	39.03	39.16	39.29
Short circuit current - I_{sc} (A)	15.04	15.12	15.21	15.30	15.39
MPP voltage - V_{mp} (V)	33.20	33.34	33.48	33.62	33.75
MPP current - I_{mp} (A)	14.35	14.46	14.57	14.68	14.78
Irradiance ratio (rear/front)	13.5 %				

STRUCTURAL CHARACTERISTICS

Module dimension (L*W*H)	67.80 x 44.65 x 1.38 inch (1722 x 1134 x 35 mm)
Weight	46.30 lbs (21.0 kg)
Number of cells	108 cells
Cell	N-type monocrystalline (M10)
Glass	Tempered, 3.2 mm AR, High transmittance, Low iron
Backsheet	Transparent black mesh backsheet
Frame	Anodized aluminum alloy
Junction box	IP68 rated (3 diodes)
Output wire	4mm ² (IEC), 12 AWG (UL)
Wire length (Including Connector)	+400/-200mm (+15.75/-7.87in.) or customized
Connector	MC4 Compatible
Pieces per Pallet	31 pcs/Pallet
Pieces per Container	806 pcs/40'HQ

OPERATING PARAMETERS

Power tolerance (W)	(0,+5)
Maximum system voltage (V)	1500
Maximum rated fuse current (A)	30
Current operating temperature (°C)	-40~+185 °F (-40~+85 °C)
Bifaciality	80±10 %
Fire performance	Type 1

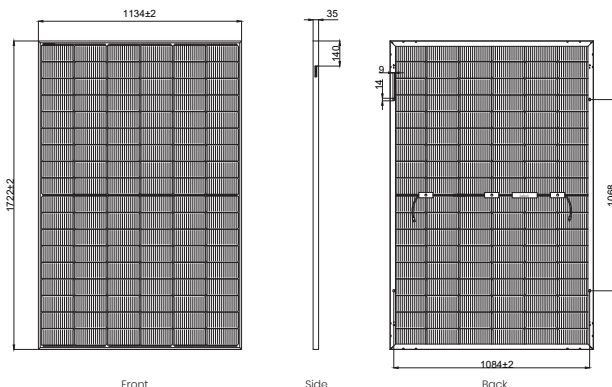
MECHANICAL LOADING

Front side maximum static loading (Pa)	5400
Rear side maximum static loading (Pa)	2400
Hailstone test (mm)	35

TEMPERATURE RATINGS

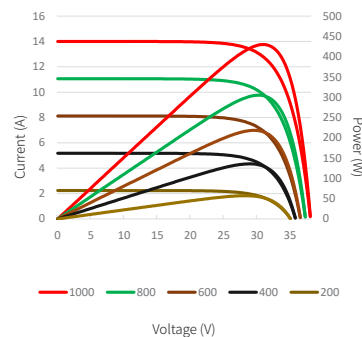
Temperature coefficient (P_{max})	-0.29 %/K
Temperature coefficient (V_{oc})	-0.28 %/K
Temperature coefficient (I_{sc})	+0.04 %/K
Nominal Module Operating Temperature	109.4±35.6 °F (43±2 °C)

MODULE DIMENSIONS (MM)

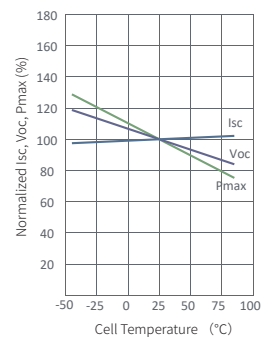


* The unmarked tolerance is ±1 mm
Length shown in mm

Characteristic Curves (440W)



Temperature Dependence of I_{sc} , V_{oc} , P_{max}



Scan the QR code to
get more information

Web: www.thornovasolar.com

E-mail: info@thornovasolar.com

* The parameters delineated within this datasheet, both technical and monetary, may exhibit variations contingent upon the region. Thornova Solar provides no warranty as to their absolute accuracy. Owing to our unceasing commitment to innovation, research, development, and product enhancement, Thornova Solar retains the discretion to amend any information encapsulated in this datasheet without any preceding notification. Clients are urged to procure the most recent iteration of this datasheet and incorporate it as an intrinsic component of the legally binding agreement ratified by both parties. The English rendition of this datasheet serves purely as a point of reference. Should discrepancies arise between the English text and versions rendered in other languages, the stipulations of the English version shall take precedence.

