









Nebula 425-440w

Lightweight high efficiency bifacial modules



TOPCon 182mm

• **TOPCon MODULE ADVANTAGE**

-  Multi-Busbar technology
-  Superior load capacity
-  High module efficiency
-  Excellent low-light performance
-  Lower annual attenuation
Longer warranty
-  Low BOS and LCOE
-  Reduce hot spot effect
-  Higher bifaciality

• **QUALITY SYSTEM**

ISO9001 / ISO14001 / ISO45001

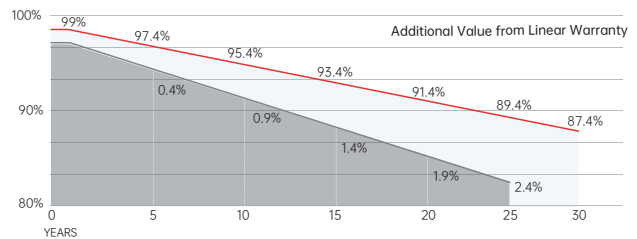
• **PRODUCT CERTIFICATION**



• **INSURANCE**



• **WARRANTY**



15 YEARS Guarantee on product material and workmanship

30 YEARS Linear power output warranty



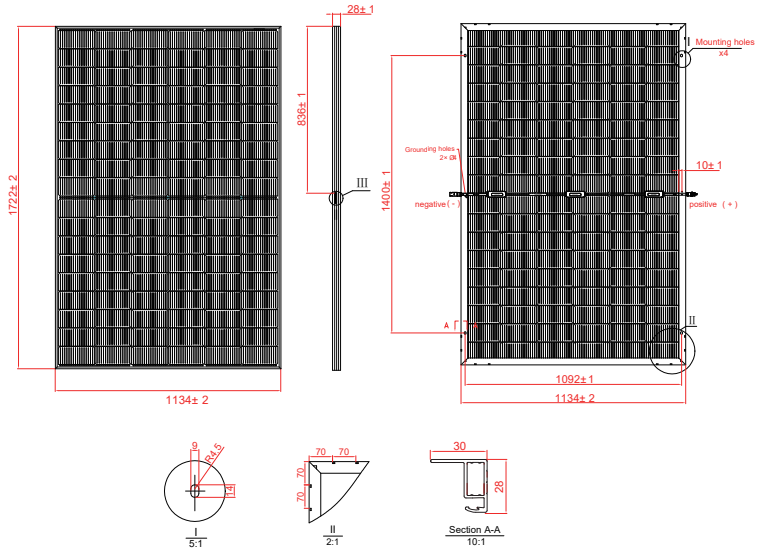
Mechanical Specifications

External Dimension	1722 x 1134 x 28 mm
Weight	21.0 kg
Solar Cells	TOPCon 182 x 91mm (108pcs)
Front / Back Glass	1.6mm AR coating semi-tempered glass, low iron
Frame	Black anodized aluminium alloy
Junction Box	IP68, 3 diodes
Output Cables	4.0mm ² , 250mm(+)/350mm(-) or Customized Length

Packing Configuration

Container	20'GP	40'HQ
Pieces per Pallet	39	39
Pallets per Container	6	26
Pieces per Container	234	1014

Technical drawing



Electrical Characteristics

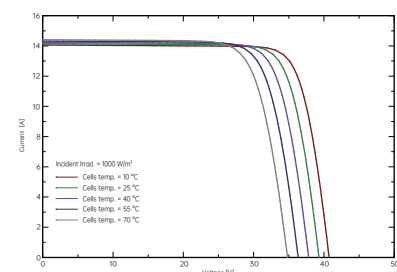
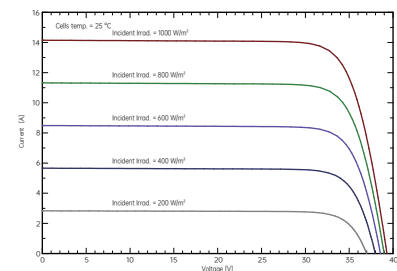
Module Type	SRP-425-BTD-BG			SRP-430-BTD-BG			SRP-435-BTD-BG			SRP-440-BTD-BG		
	Front STC	Front BNPI	Back STC	Front STC	Front BNPI	Back STC	Front STC	Front BNPI	Back STC	Front STC	Front BNPI	Back STC
Maximum Power -P _{mp} (W)	425	466	340	430	471	344	435	477	348	440	482	352
Open Circuit Voltage -V _{oc} (V)	38.70	38.78	38.68	38.90	38.98	38.88	39.10	39.18	39.08	39.30	39.38	39.28
Short Circuit Current -I _{sc} (A)	13.91	15.25	11.13	13.99	15.33	11.19	14.07	15.42	11.26	14.15	15.51	11.32
Maximum Power Voltage -V _{mp} (V)	32.10	32.18	32.08	32.30	32.38	32.28	32.50	32.58	32.48	32.70	32.78	32.68
Maximum Power Current -I _{mp} (A)	13.24	14.47	10.60	13.32	14.55	10.66	13.39	14.63	10.72	13.47	14.71	10.78
Module Efficiency STC-η _m (%)	21.76			22.02			22.28			22.53		
Power Tolerance (W)	(0, +4.99)											
Pmax Temperature Coefficient	-0.29 %/°C											
Voc Temperature Coefficient	-0.25 %/°C											
Isc Temperature Coefficient	+0.046 %/°C											

STC: Irradiance 1000 W/m² module temperature 25°C AM=1.5 Power measurement tolerance: +/-3%; Voltage measurement tolerance: +/-3%; Current measurement tolerance: +/-4%
BNPI: front 1000 W/m² rear 135 W/m² Power measurement tolerance: +/-3%; Voltage measurement tolerance: +/-3%; Current measurement tolerance: +/-4%

Rear Side Power Gain(SRP-440-BTD-BG)

Power Gain	10%	15%	20%	25%	30%
Maximum Power -P _{mp} (W)	484	506	528	550	572
Open Circuit Voltage -V _{oc} (V)	39.30	39.30	39.30	39.30	39.30
Short Circuit Current -I _{sc} (A)	15.57	16.27	16.98	17.69	18.40
Maximum Power Voltage -V _{mp} (V)	32.70	32.70	32.70	32.70	32.70
Maximum Power Current -I _{mp} (A)	14.82	15.49	16.16	16.84	17.51

I-V Curve



Application Conditions

Maximum System Voltage	1500V DC
Maximum Series Fuse Rating	25 A
Operating Temperature	-40~+85 °C
Nominal Operating Cell Temperature	45±2 °C
Bifaciality	80%±5%
Mechanical Load	Front side 5400 Pa / Back side 2400 Pa

